

# Encore™ NGS Library Systems for Ion Torrent™

Simple, fast, and affordable preparation of DNA libraries for a wide range of next generation sequencing applications

## Highlights of the Encore NGS Library Systems for Ion Torrent

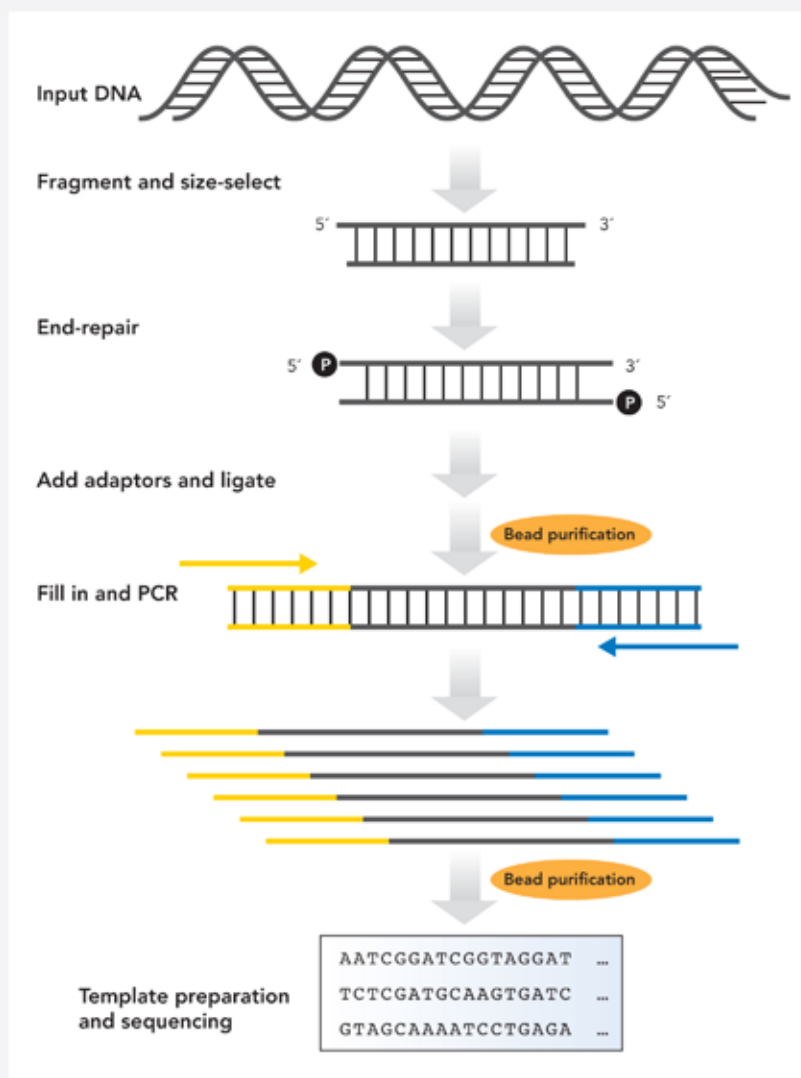
- Simple, fast automatable workflow** — Library construction in four hours from as little as 100 ng DNA, with only two bead purification steps. Library size selection is performed using magnetic beads, eliminating the need for specialized equipment or gels.
- A complete solution for a range of NGS applications** — All required components to make libraries for genomic DNA/exome sequencing, amplicon sequencing, RNA-Seq, Digital Gene Expression (DGE), ChIP-Seq, etc., for the Ion PGM™ System from Life Technologies™
- Affordable and scalable** — Optional barcoding capability for multiplex sequencing to improve sample throughput and reduce sequencing costs

## Introduction

Recent advances in Next-Generation Sequencing (NGS) technology have increased both the throughput and capacity of sequencing platforms, calling for increased efficiency in sample preparation. The Encore NGS Library Systems for Ion Torrent address this need by providing simple, rapid and affordable methods to construct DNA libraries for all major NGS applications.

Available in Canada from...

FIGURE 1 Schematic of Encore NGS Library Systems for Ion Torrent workflow



As shown in **Figure 1**, the workflow consists of four main steps: (1) Fragmented double-stranded DNA is size selected using an innovative, automation-friendly magnetic bead-based procedure to isolate fragments with a median size of 150 base pairs (bp); (2) The ends of these fragments are repaired to generate blunt

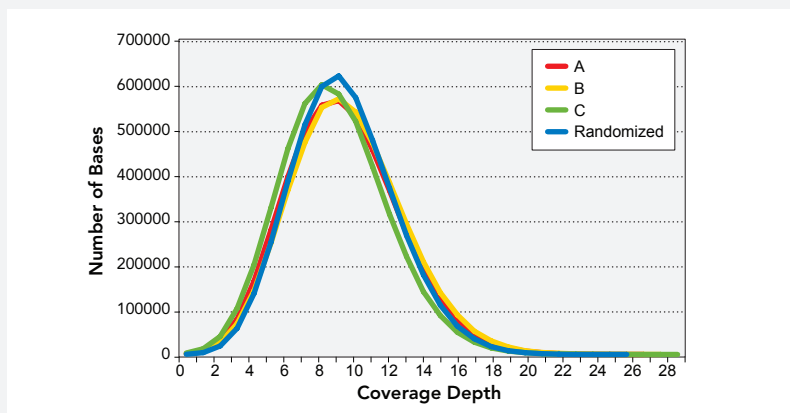
ends; (3) Adaptor molecules are ligated, placing specific adaptors on the 5' and 3' end of each fragment; and (4) Fragments with ligated adaptors are generated by a fill-in reaction and simultaneous PCR amplification to produce the final library with the optional incorporation of barcodes for multiplex sequencing.

The entire workflow can be completed in four hours and yields DNA libraries ready for template preparation on the Ion PGM System. The Encore NGS Multiplex Library Systems for Ion Torrent use unique barcodes to facilitate sequencing of up to sixteen samples on a single chip, thereby dramatically reducing the per sample cost and time required to obtain sequence data.

### Sequencing Libraries Prepared with *E. coli* Genomic DNA

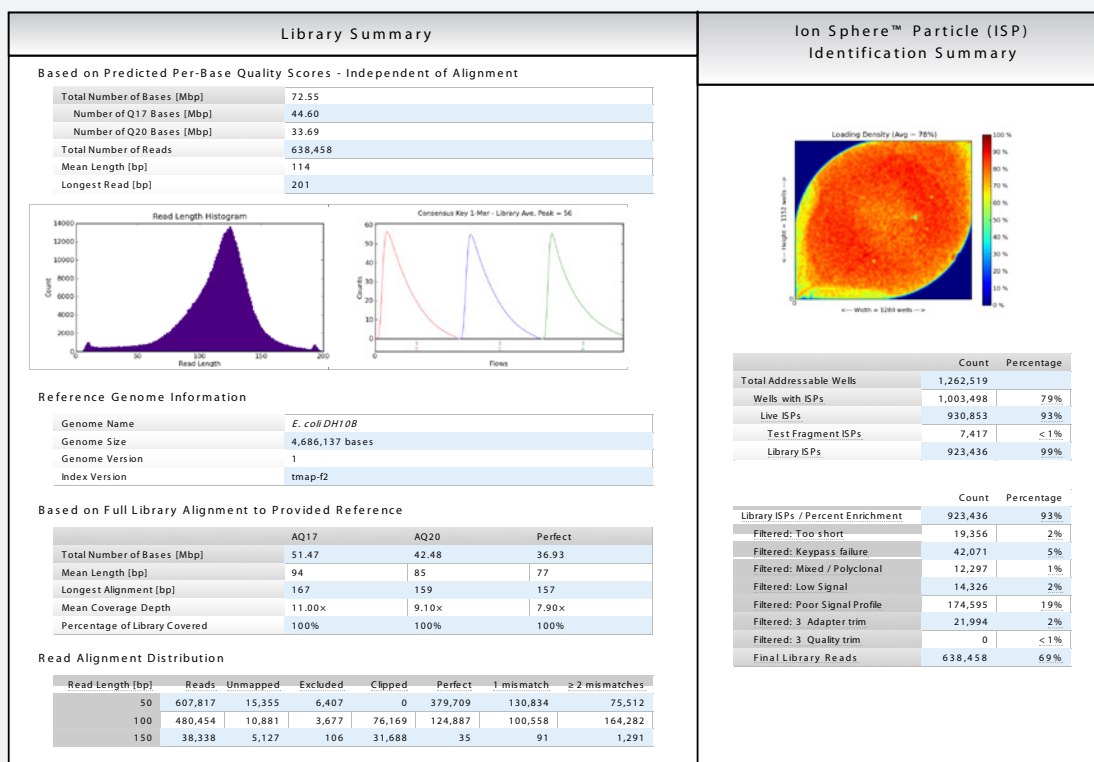
In order to evaluate the performance of the Encore NGS Library Systems for Ion Torrent, three independent sequencing libraries were constructed using 100 ng of *E. coli* genomic DNA and sequenced on the PGM. The distribution of reads from each sample was plotted to determine the depth of coverage across the *E. coli* genome, as well as to assess the reproducibility of library construction and sequencing. An average of 566,000 total reads was obtained for each sample and 430,000 of these were randomly

FIGURE 2 Sequence coverage of *E. coli* genome



Three independent sequencing libraries were constructed using 100 ng of *E. coli* genomic DNA using the Encore NGS Library System for Ion Torrent and sequenced on the PGM (A, B, C). The distribution of reads from each sample is plotted to determine the depth of coverage across the *E. coli* genome. The average number of total reads obtained for each sample was 566,000. 430,000 reads were randomly sub-sampled from each data set to generate the above plots. These experimental tracks are shown in red, gold, and green. The theoretical distribution based on randomly chosen sequences with lengths that emulate 430,000 reads from sample A is shown in blue.

FIGURE 3 Key technical matrices of a typical run using libraries generated with the Encore NGS Library System for Ion Torrent



sub-sampled in line with the 4.7 million base pair *E. coli* reference genome.

As shown in **Figure 2**, the reads from each library (red, gold, and green trace) were mapped to the reference genome; the theoretical distribution based on randomly chosen sequences with lengths that emulate 430,000 reads from sample A is shown in blue. Mapping of these 430,000 reads provided an average coverage of 9X, with no positional bias or GC bias observed. These results demonstrate that DNA libraries constructed with the Encore NGS Library System for Ion Torrent provide sequence data with no bias in the positional mapping of reads.

**Figure 3** shows the key technical matrices of a typical run using libraries generated with the Encore NGS Library Systems for Ion Torrent and sequenced using the Ion 314 Chip.

### Sequencing Libraries Prepared from Low and High GC Genomic DNA

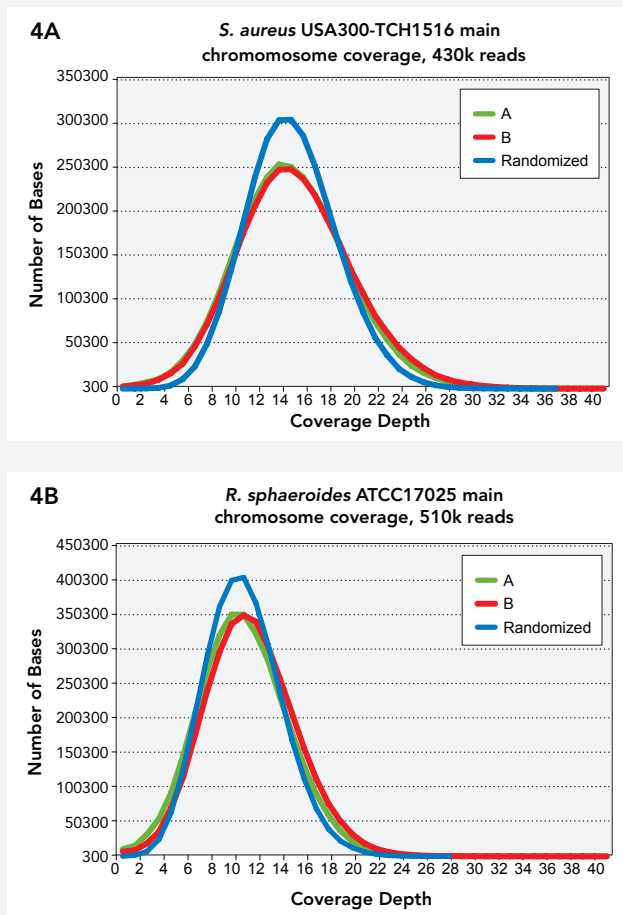
Genomes with low and high GC contents can present a challenge for library construction and subsequent sequencing. Duplicate sequencing libraries were constructed using genomic DNA isolated from *Staphylococcus aureus* (33% GC) and *Rhodobacter sphaeroides* (69% GC) with the Encore NGS Library System for Ion Torrent and sequenced on the PGM.

**Figure 4** shows that the actual sequence coverage of these two genomes closely resembles the theoretical coverage, indicating no positional bias or GC bias in the resulting data. **Table 1** shows that the GC contents and library coverage of the resulting sequences from *E. coli*, *S. aureus* and *R. sphaeroides* closely match the actual GC contents of the reference sequences.

### Unique Barcodes to Enable Sample Multiplexing

In order to further enhance the efficiency and cost-effectiveness of the PGM, the Encore NGS Multiplex Library Systems for Ion Torrent are available with an optional barcoding feature to increase the number of samples that can be sequenced on a chip. The Encore NGS Multiplex Systems for Ion Torrent are supplied with a set of sixteen bar-

**FIGURE 4** Sequence coverage of *Staphylococcus aureus* (33% GC) and *Rhodobacter sphaeroides* (69% GC).



Sequence coverage of *Staphylococcus aureus* (33% GC) and *Rhodobacter sphaeroides* (69% GC). Duplicate sequencing libraries were constructed using 100 ng of genomic DNA isolated from *S. aureus* and *R. sphaeroides* and the Encore NGS Library System for Ion Torrent and sequenced on the PGM. An average of 542,000 and 555,000 total reads was obtained for *S. aureus* and *R. sphaeroides*; 430,000 and 510,000 of the reads were randomly sub-sampled from each data set to generate the plots, figure 4A and 4B. These experimental tracks are shown in red and green. The theoretical distribution based on randomly chosen sequences with lengths that emulate the experimental reads from sample A is shown in blue.

coded adaptors to facilitate multiplex sequencing. The barcodes are intrinsic to the first sequencing read and are designed to provide unbiased representation across all nucleotide bases in the inserts. The barcode sequences are unambiguous, meaning that sequencing errors or deletion errors do not corrupt the code integrity.

As shown in **Figure 5**, use of the barcodes in an 8-plex sequencing experi-

ment provides even read distribution, demonstrating unbiased representation from the barcoded libraries.

The Encore NGS Library Systems for Ion Torrent have been designed for seamless integration with the Ovation RNA-Seq System V2, the Ovation RNA-Seq FFPE System and the Ovation Prokaryotic RNA-Seq System to enable a complete end-to-end solution for transcriptome library construction using unfractionated total RNA samples.

### Conclusions

The Encore NGS Library Systems for Ion Torrent offer a number of advantages for researchers engaged in Next Generation Sequencing:

- Simple, fast, automatable workflow — Library construction in as little as four hours, with only two bead purification steps
- A complete solution for a range of NGS applications such as genomic DNA sequencing, RNA-Seq, ChIP-Seq or DGE
- Affordable and scalable — Optional barcoding capability for multiplex sequencing up to 16 samples to improve sample throughput and reduce sequencing costs
- Seamless integration with NuGEN's Ovation RNA-Seq System

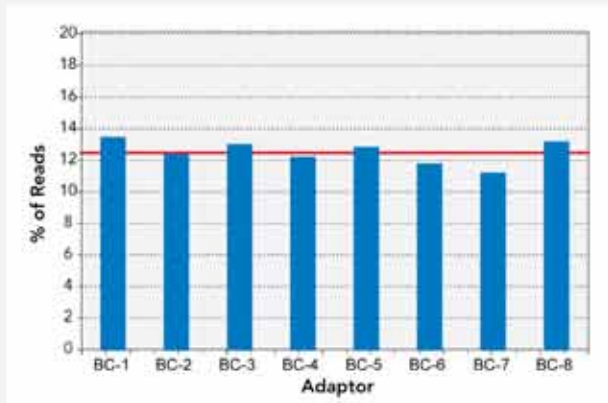
### ORDERING INFORMATION

Part No.	Product Name
NU0306	Encore™ NGS Library System for Ion Torrent™
NU0307	Encore NGS Multiplex Library System I for Ion Torrent
NU0308	Encore NGS Multiplex Library System IB for Ion Torrent
NU7102	Ovation® RNA-Seq System V2
NU7150	Ovation RNA-Seq FFPE System
NU9030	Ovation Prokaryotic RNA-Seq System
Technical Documents	
Encore NGS Library Systems for Ion Torrent User Guide	

TABLE 1 GC contents of the resulting sequences from *E. coli* (dh10b), *Staphylococcus aureus* and *Rhodobacter sphaeroides* as compared to the actual GC contents of the reference sequences.

	Species	Expected GC Content	Mapped GC Content	% of Library Covered
Sample 1	<i>E. coli</i> dh10b	50.8%	51.2%	100%
Sample 2	<i>E. coli</i> dh10b	50.8%	51.2%	100%
Sample 3	<i>E. coli</i> dh10b	50.8%	51.1%	100%
Sample 4	<i>S. aureus</i>	32.8%	34.1%	100%
Sample 5	<i>S. aureus</i>	32.8%	34.1%	100%
Sample 6	<i>R. sphaeroides</i>	68.5%	67.1%	99%
Sample 7	<i>R. sphaeroides</i>	68.5%	67.8%	100%

FIGURE 5 Read distribution of barcoded library reads for 8-plex sequencing



Eight sequencing libraries were independently constructed with 100 ng *E. coli* genomic DNA using barcoded adaptors in the Encore NGS Multiplex Library System I for Ion Torrent. The libraries were then mixed based on the mass determined by the Agilent Bioanalyzer High Sensitivity DNA Chip. The results indicate an even distribution of reads derived from libraries containing each barcode with no biased presentation from any of the barcoded libraries. The theoretical distribution of barcoded reads for an 8-plex run is 12.5% as indicated by the red line.

Order in Canada from...



1-888-593-5969 • [www.biolynx.ca](http://www.biolynx.ca) • [tech@biolynx.ca](mailto:tech@biolynx.ca)

